




N-type i-TOPCon

MONOFACIAL DUAL GLASS MODULE

TSM-NEG18R.25 485-515W

515W / MAXIMUM POWER OUTPUT

23.2% / MAXIMUM EFFICIENCY



High customer value

- Lower LCOE (levelized cost of energy), reduced BOS (balance of system) cost, shorter payback time
- Designed for compatibility with existing mainstream system components
- High module power, high string power and low voltage design
- Easy to handle and install on roofs with excellent size and light weight



High power up to 515W

- Up to 23.2% module efficiency, on 210 innovation platform
- Patented i-TOPCon technology with continuous efficiency improvement, including contact resistance reduction, rear reflection enhancement and edge quality repairment



Dual-glass design, high reliability

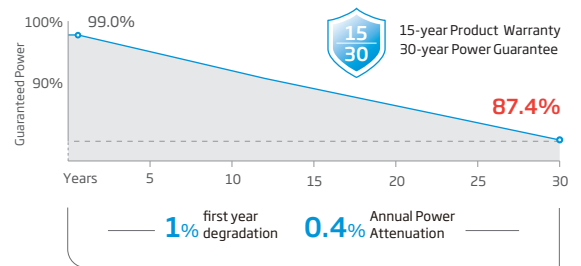
- Less prone to micro-cracks and scratches on the back during installation
- Applicable in harsh environments such as salt, ammonia, sand, high temperature and high humidity areas with excellent fire rating, weather resistance, salt spray, sand dust, ammonia performance
- Mechanical performance up to 5400 Pa positive load and 2400 Pa negative load



High energy yield

- Excellent low irradiation performance, validated by 3rd party
- Lower temperature coefficient (-0.29%/°C) and operating temperature

Performance Warranty



* Please refer to product warranty for details

Comprehensive Products and System Certificates

IEC61215/IEC61730/IEC61701/IEC62716

ISO 9001: Quality Management System

ISO 14001: Environmental Management System

ISO14064: Greenhouse Gases Emissions Verification

ISO45001: Occupational Health and Safety Management System



ELECTRICAL DATA (STC)

Peak Power Watts- $P_{MAX}(Wp)^*$	485	490	495	500	505	510	515
Power Selection (W)**	0 ~ +5						
Maximum Power Voltage- $V_{MPP}(V)$	32.7	32.9	33.1	33.3	33.5	33.7	33.9
Maximum Power Current- $I_{MPP}(A)$	14.84	14.91	14.97	15.03	15.09	15.14	15.20
Open Circuit Voltage- $V_{oc}(V)$	39.4	39.6	39.8	40.1	40.3	40.6	40.9
Short Circuit Current- $I_{sc}(A)$	15.76	15.80	15.83	15.86	15.89	15.93	15.96
Module Efficiency $\eta_m(\%)$	21.8	22.0	22.3	22.5	22.7	22.9	23.2

STC: Irradiance 1000W/m², Cell Temperature 25°C, Air Mass AM1.5. *Measuring tolerance: ±3%. **Power selection up to: +3%.

ELECTRICAL DATA (NOCT)

Peak Power Watts- $P_{MAX}(Wp)$	371	375	378	382	386	390	394
Maximum Power Voltage- $V_{MPP}(V)$	30.8	31.0	31.3	31.5	31.8	31.9	32.2
Maximum Power Current- $I_{MPP}(A)$	12.02	12.06	12.08	12.11	12.15	12.21	12.23
Open Circuit Voltage- $V_{oc}(V)$	37.4	37.6	37.7	38.0	38.3	38.5	38.8
Short Circuit Current- $I_{sc}(A)$	12.70	12.74	12.76	12.78	12.81	12.84	12.86

NOCT: Irradiance at 800W/m², Ambient Temperature 20°C, Wind Speed 1m/s.

TEMPERATURE RATINGS

NOCT (Nominal Operating Cell Temperature) 43°C (±2°C)

Temperature Coefficient of P_{MAX} -0.29% /°C

Temperature Coefficient of V_{oc} -0.24% /°C

Temperature Coefficient of I_{sc} 0.04% /°C

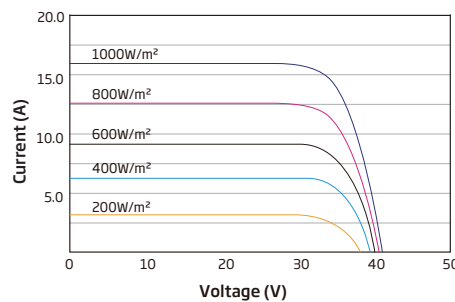
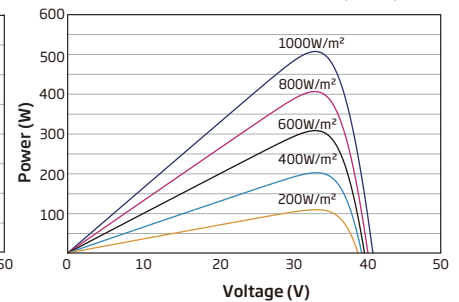
Due to different testing methods, the actual performances might differ from the declared specifications.

APPLICATION CONDITIONS

Operating Temperature -40~+70°C

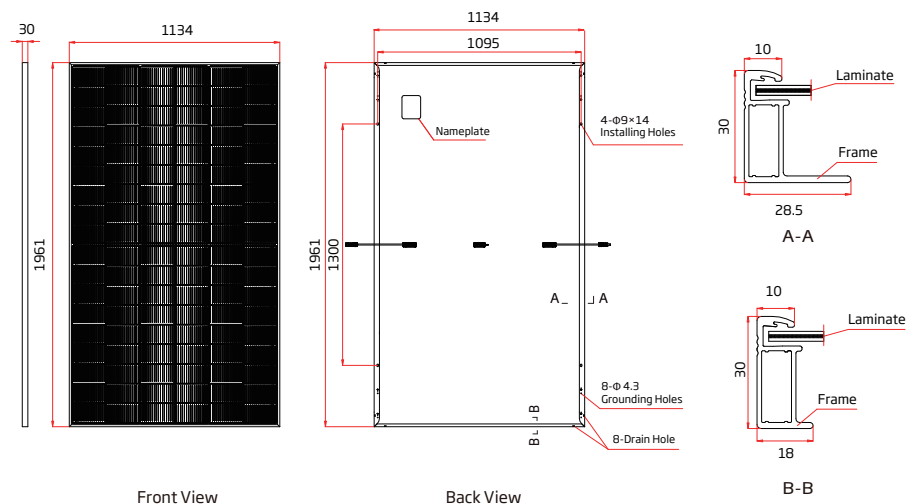
Maximum System Voltage 1500V DC (IEC)

Max Series Fuse Rating 30A

CURVES OF PV MODULE
I-V CURVES OF PV MODULE (505W)

P-V CURVES OF PV MODULE (505W)

MECHANICAL DATA

Solar Cells	N-type i-TOPCon Monocrystalline
No. of cells	108 cells
Module Dimensions	1961×1134×30 mm (77.20×44.65×1.18 inches)
Weight	23.5 kg (51.8 lb)
Front Glass	1.6mm (0.06inches), AR Coating Heat Strengthened Glass
Back Glass	1.6mm (0.06inches), Heat Strengthened Glass
Frame	30mm(1.18inches) Anodized Aluminium Alloy, Black
J-Box	IP 68 rated
Cables	Photovoltaic Technology Cable 4.0mm ² (0.006inches ²) Portrait: 200/320 mm(7.87/12.60inches) Length can be customized
Connector	MC4 EV02 / TS4 Plus / TS4*
Packaging	Modules per box: 36 pieces Modules per 40' container: 864 pieces

*Please refer to regional datasheet for specified connector.



www.trinasolar.com

CAUTION: READ SAFETY AND INSTALLATION INSTRUCTIONS BEFORE USING THE PRODUCT.
© 2025 Trina Solar Co.,Ltd. All rights reserved. Specifications included in this datasheet are subject to change without notice.
The right of final interpretation belongs to Trina Solar Co.,Ltd.
Version number: TSM_EN_2025_C